

Statistics in 2005

Employment Offices' partial decisions on applications for residence permits for workers in 2005

Pages 2-8

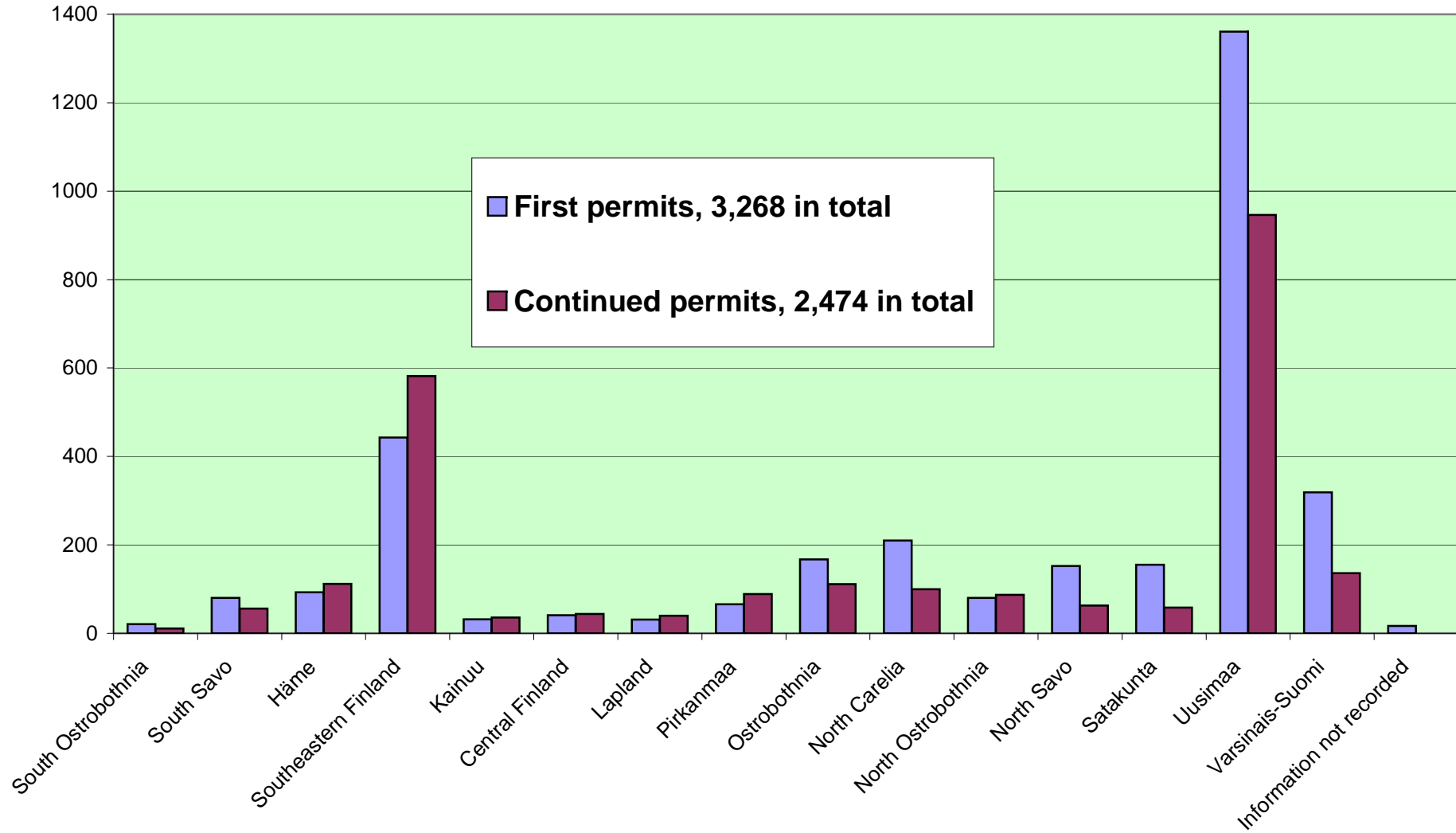
Employment Offices' decisions on preconditions for gainful employment in Finland regarding citizens of the *Czech Republic, Estonia, Latvia, Lithuania, Hungary, Poland, Slovenia* and *Slovakia*

Pages 9-11



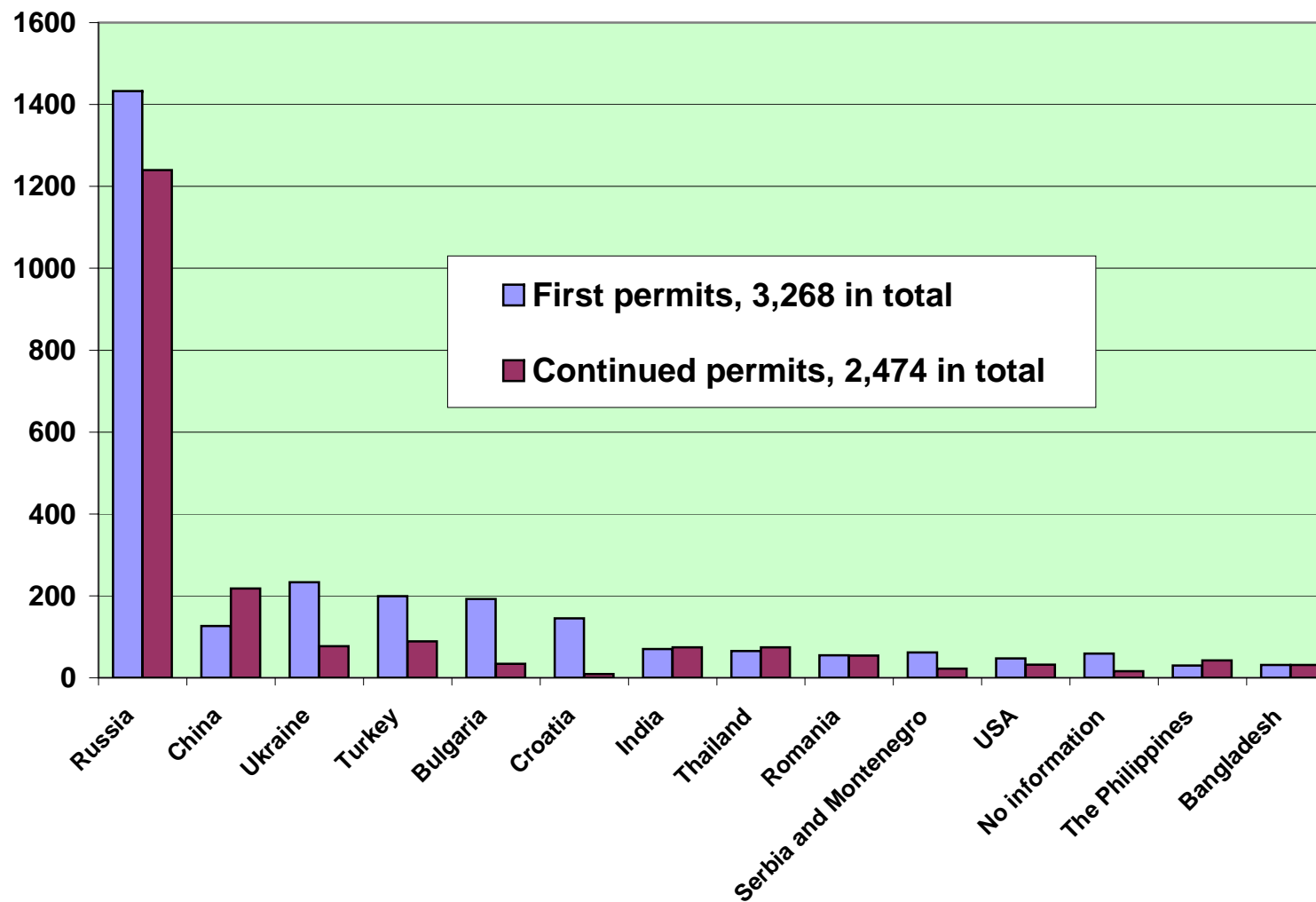
Partial decisions on applications of residence permits for workers in 2005

Per Employment and Economic Development Centre





Partial decisions on applications of residence permits for workers in 2005 (the largest groups)



Employment Offices' partial decisions on applications for residence permits for workers in 2005 (first permits)

Employment and Economic Development Centre	In total	%	Handling time in average (days)
South Ostrobothnia	21	0,64 %	13
South Savo	80	2,45 %	12
Häme	93	2,85 %	24
Southeastern Finland	443	13,56 %	20
Kainuu	32	0,98 %	37
Central Finland	41	1,25 %	13
Lapland	31	0,95 %	13
Pirkanmaa	66	2,02 %	27
Ostrobothnia	167	5,11 %	25
North Carelia	210	6,43 %	10
North Ostrobothnia	80	2,45 %	15
North Savo	152	4,65 %	11
Satakunta	155	4,74 %	12
Uusimaa	1361	41,65 %	40
Varsinais-Suomi	319	9,76 %	20
Information not recorded	17	0,52 %	66
All in total	3268	100,00 %	27

Employment Offices' partial decisions on applications for residence permits for workers
 in 2005 (first permits)

LINE OF WORK	CITIZENSHIP											
	The Russian Federation	Ukraine	Turkey	Bulgaria	Croatia	China	India	Thailand	Serbia and Montenegro	No information	Others	In total
Information not recorded	303	31	50	32	13	18	20	9	10	13	165	664
GARDEN WORKERS	261	50		8	1	1		7	5		53	386
COOKS, COOKERS, COLD BUFFET MANAGERS	3		106			51	27	15	5	1	79	287
MUSICIANS	1			131	82			2			23	239
AGRICULTURAL WORKERS	108	72						1		1	20	202
WELDING, GAS CUTTING	114	30			25			2	2	3	11	187
CLEANERS	82	8		6				12	7	1	56	172
DRIVERS OF LORRIES AND SPECIAL COMBINATION VEHICLES	152										1	153
HOUSE CONSTRUCTION WORKERS	33	3	1	1				1	2	9	24	74
PLUMBING	25									9	14	48
MANAGERS OF COMMERCIAL ENTERPRISES	26	1	1			8	1				3	40
FOREST WORKERS	30	4						1	1		1	37
IT MANAGERS, SOFTWARE ENGINEERS, PROGRAMMERS, IT CONSULTANTS, SOFTWARE EXPERTS	6		3			9	5				11	34
ISOLATION WORK	3									14	11	28
SALES REPRESENTATIVES	15	2				3					7	27
MECHANICS	3				20			1			2	26
Others	268	32	38	14	4	36	17	14	30	8	203	664
IN TOTAL	1433	233	199	192	145	126	70	65	62	59	684	3268

Employment Offices' partial decisions on applications for residence permits for workers
in 2005 (continued permits)

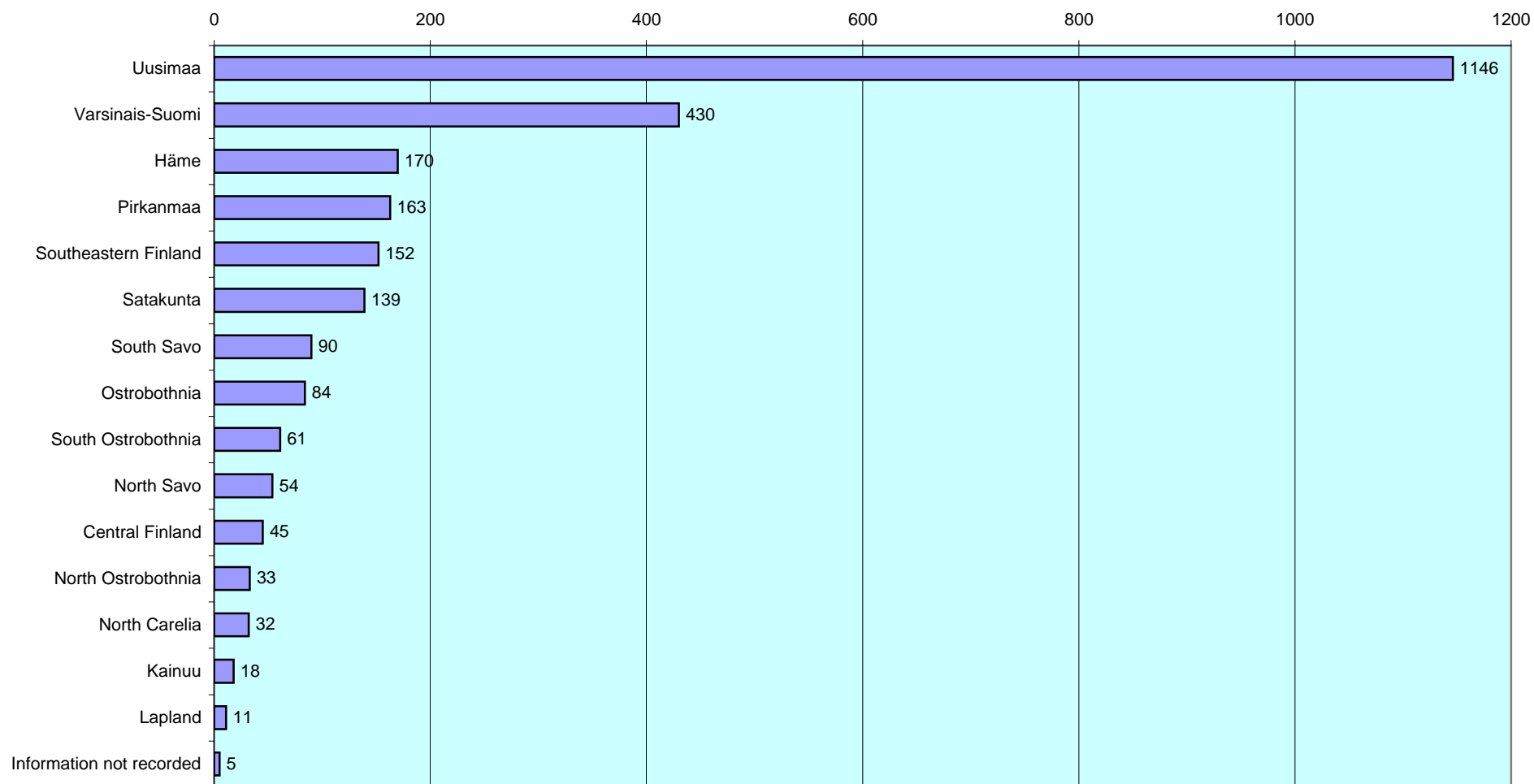
Employment and Economic Development Centre	In total	%	Handling time in average (days)
South Ostrobothnia	11	0,44 %	16
South Savo	56	2,26 %	11
Häme	112	4,53 %	18
Southeastern Finland	582	23,52 %	23
Kainuu	36	1,46 %	22
Central Finland	44	1,78 %	18
Lapland	40	1,62 %	17
Pirkanmaa	89	3,60 %	28
Ostrobothnia	111	4,49 %	19
North Carelia	100	4,04 %	7
North Ostrobothnia	87	3,52 %	13
North Savo	63	2,55 %	15
Satakunta	58	2,34 %	15
Uusimaa	946	38,24 %	65
Varsinais-Suomi	136	5,50 %	19
Information not recorded	3	0,12 %	179
All in total	2474	100,00 %	37

Employment Offices' partial decisions on applications for residence permits for workers
in 2005 (continued permits)

LINE OF WORK	CITIZENSHIP											
	The Russian Federation	China	Turkey	Ukraine	India	Thailand	Romania	The Philippines	Japan	Bulgaria	Others	IN TOTAL
Information not recorded	288	37	14	10	13	35	3	11	4	4	68	487
DRIVERS OF LORRIES AND SPECIAL COMBINATION VEHICLES	287			1							2	290
COOKS, COOKERS, COLD BUFFET MANAGERS	4	63	55		19	15	2		1		57	216
CLEANERS	40	1		4	1	1	18	9		4	42	120
AGRICULTURAL WORKERS	64			10			2			3	25	104
GARDEN WORKERS	43			7		2				4	36	92
IT MANAGERS, SOFTWARE ENGINEERS, PROGRAMMERS, IT CONSULTANTS, SOFTWARE EXPERTS	13	23		8	11	4	2	1	2	1	26	91
HOUSE CONSTRUCTION WORKERS	43		1	9			7			1	12	73
MANAGERS OF COMMERCIAL ENTERPRISES	32	10	1		2		1	1	2		4	53
PLUMBING	27										26	53
MEDICAL DOCTORS	28	2			2		2		1	3	4	42
FORWARDING, TRANSPORTATION PLANNING	29										2	31
SALESPERSONS	19	2	1		1						6	29
ENGINEERS AND TECHNICIANS IN ELECTRONICS AND TELECOMMUNICATION	4	10	2		2	1			1		7	27
TRAVELLER SERVICES	2	17							5		0	24
Others	317	53	15	28	23	16	17	20	23	14	216	742
IN TOTAL	1240	218	89	77	74	74	54	42	39	34	533	2474

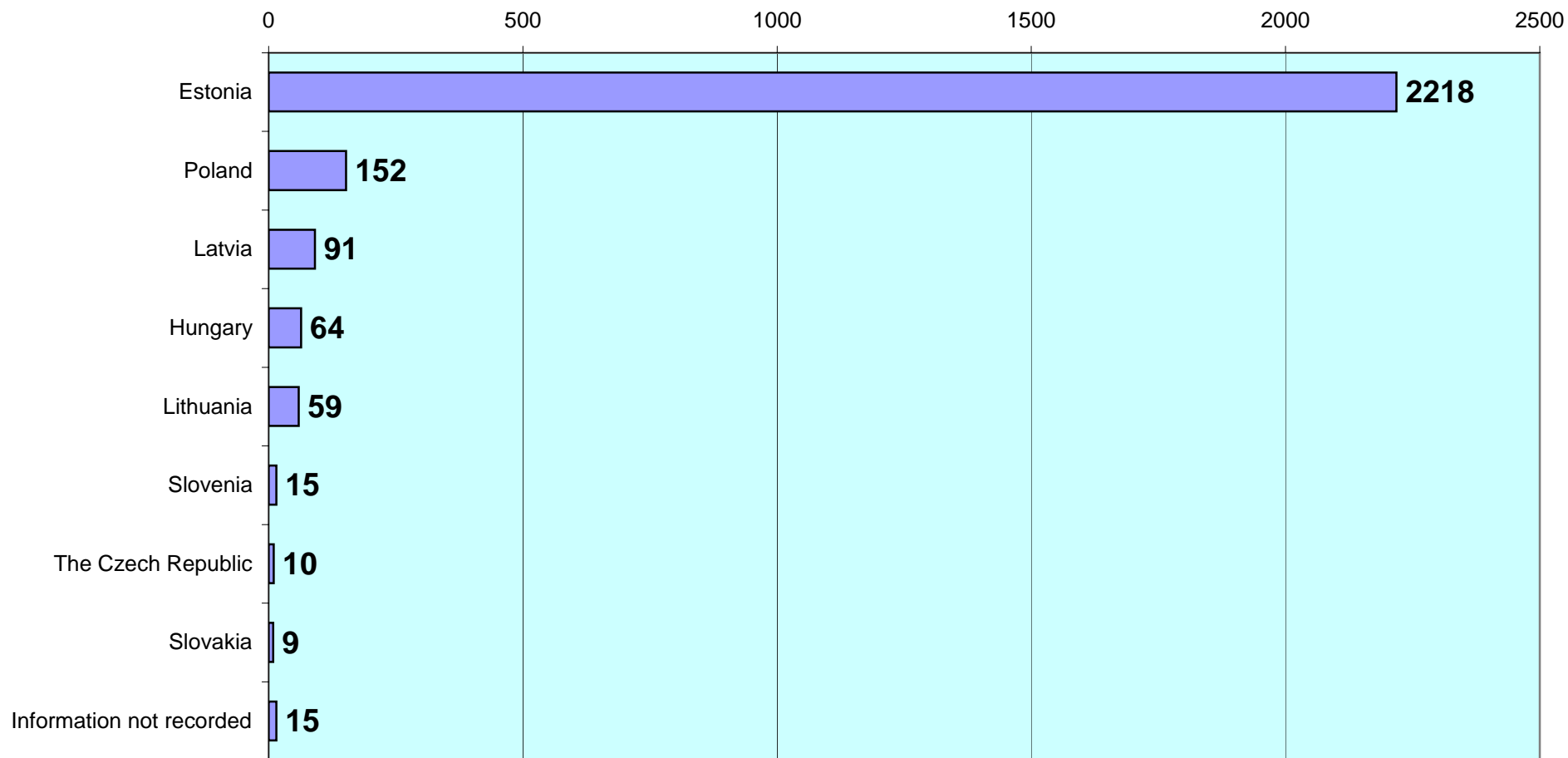


Employment Offices' decisions on preconditions for gainful employment in Finland regarding citizens of the Czech Republic, Estonia, Latvia, Lithuania, Hungary, Poland, Slovenia and Slovakia in 2005, per Employment and Economic Development Centre, 2,633 in total





Employment Offices' decisions on preconditions for gainful employment in Finland regarding citizens of the Czech Republic, Estonia, Latvia, Lithuania, Hungary, Poland, Slovenia and Slovakia in 2005, according to citizenship, 2,633 in total



Employment Offices' decisions on preconditions for gainful employment in Finland regarding citizens of The Czech Republic, Estonia, Latvia, Lithuania, Hungary, Poland, Slovenia and Slovakia in 2005

Employment and Economic Development Centre	In total	%	Handling time in average (days)
South Ostrobothnia	61	2,32 %	6
South Savo	90	3,42 %	4
Häme	170	6,46 %	8
Southeastern Finland	152	5,77 %	4
Kainuu	18	0,68 %	2
Central Finland	45	1,71 %	5
Lapland	11	0,42 %	11
Pirkanmaa	163	6,19 %	9
Ostrobothnia	84	3,19 %	11
North Carelia	32	1,22 %	3
North Ostrobothnia	33	1,25 %	6
North Savo	54	2,05 %	3
Satakunta	139	5,28 %	4
Uusimaa	1146	43,52 %	28
Varsinais-Suomi	430	16,33 %	8
Information not recorded	5	0,19 %	4
All in total	2633	100,00 %	16

DECISION	In total
Positive	2188
Negative	313
Partly positive	129
Application withdrawn by the employer	3
IN TOTAL	2633

Employment Offices' decisions on preconditions for gainful employment in Finland regarding citizens of the Czech Republic, Estonia, Latvia, Lithuania, Hungary, Poland, Slovenia and Slovakia in 2005

LINE OF WORK	CITIZENSHIP									
	Estonia	Poland	Latvia	Hungary	Lithuania	Slovenia	The Czech Republic	The Slovak Republic	No information	In total
Information not recorded	547	33	16	10	11	5	2	3	5	632
AGRICULTURAL WORKERS	200	13	33		9				0	255
CLEANERS	227	4	7	1	1	1	1		1	243
HOUSE CONSTRUCTION WORKERS	156	3	8		9				0	176
GARDEN WORKERS	111	23	6		14			1	1	156
MEDICAL DOCTORS	67	5							1	73
DRIVERS OF LORRIES AND SPECIAL COMBINATION VEHICLES	68				1				1	70
MUSICIANS	10			40		9		3	1	63
CARPENTERS	43	14							1	58
ANIMAL HUSBANDRY	52	2	1					1	0	56
WELDING, GAS CUTTING	42	5			1				0	48
BRICKLAYERS	18	15		4					0	37
ISOLATION WORK	36								0	36
PLUMBING	32								1	33
COOKS, COOKERS, COLD BUFFET MANAGERS	24	3			1		1	1	1	31
GENERAL WORKERS IN CONSTRUCTION	27		1		2				0	30
Others	558	32	19	9	10	0	6	0	2	636
IN TOTAL	2218	152	91	64	59	15	10	9	15	2633